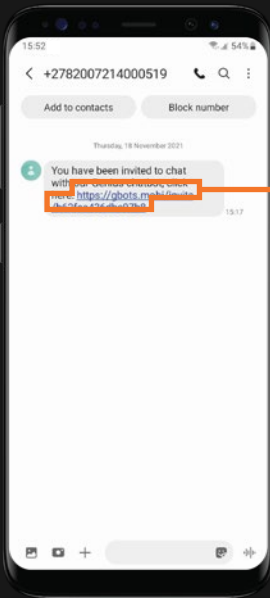



# CONNECT MOBILE COMMUNICATION : Genius Bots Flow

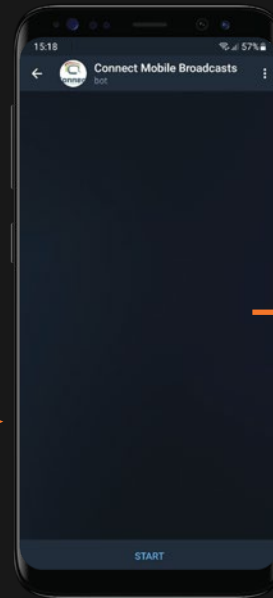
User receives Genius Bots invitation with link to join.



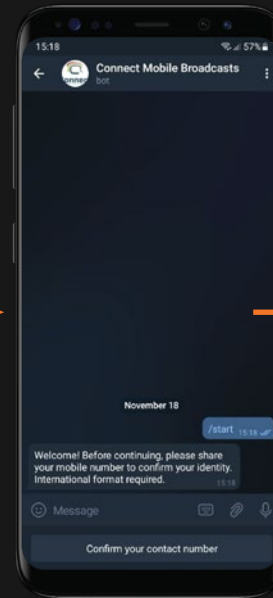
Redirect to the Genius Bots welcome screen where the user can choose to interact with the bot via Telegram or on the web.



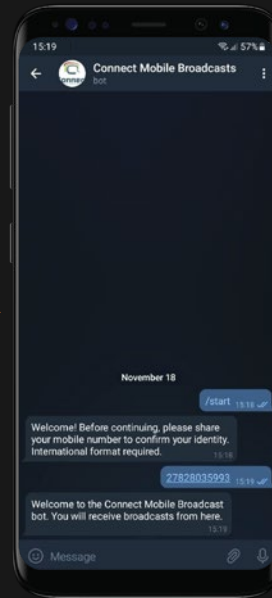
If the user selects the option to *Chat On Telegram*, the bot will open the Telegram app. Select "START" to chat.



The user needs to enter their mobile number to confirm their identity, for example: 27821231234.



Once the identity of the user is confirmed, the user can chat with the bot.

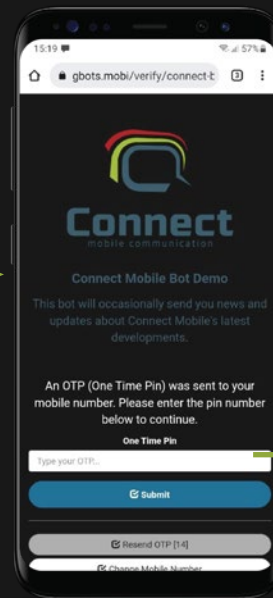


The user can view the terms of service by clicking on the "View Terms & Conditions" or "View Privacy Policy" option.

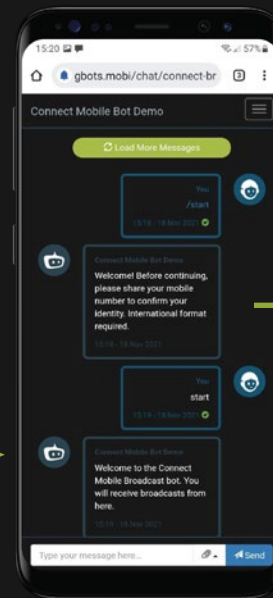


The user can block the chatbot if they do not wish to interact with the bot.

If the user selects *Chat On The Web*, the chatbot will open in their browser and request an OTP that will be sent to the number via SMS in order to confirm their identity.



Once the user's identity has been confirmed, they can interact with the chatbot.



The menu icon at the top opens two additional options to enable the user to switch to Telegram or Abort/Block the bot.

